



By: Sicilia DeLuca

# Shelters Unit

## Table of Contents

S i C i

I. Pre-Unit Sharing . . . . .	1
II. Making Observations . . . . .	2
III. Living Things . . . . .	5
IV. Basic Needs . . . . .	6
V. Animal Homes . . . . .	7
VI. Shelters of the Past . . . . .	10
VII. Shelters Around the World . . . . .	14
VIII. Houselessness / Service Project . . . . .	18
IX. Shelter Building . . . . .	20
X. Our Homes . . . . .	21
XI. Cardboard Shelter Final Project . . . . .	25

Share what you think you know about shelters?

KL: Something you live in  
RY: Shelters are so you don't get cold or dirty because they have walls, windows. Houses are like your habitat. A tent can be a shelter.  
EH: They are important so you can survive. A house gives you place to eat.  
IEP: If you don't have a holster you might be homeless, if you're homeless you don't have food or are in the cold you might die.

AV: They keep you warm and keep you from freezing.  
BA: Keeps you safe from a thunderstorm.  
OL: Shelters are not just boxes, they are your home  
BA: Even a pillbox on a hike is a shelter. Shelters can be different shapes and sizes.  
SD: Shelters are different. If they're the same they would be boring.

RT: something you can live in, a place to make you feel good, they are everywhere. You need to take care of your home.  
EH: Something someone built, it's different things in different countries.

RY: Cutting trees for wood.  
BA: Looking at birds, bird shelters.  
SD: That we get to build out of cardboard and paint it.  
KL: That we're going to make shelters out of different materials and see if they can last.  
CRM: Having lights in our shelters, like using flashlights.  
RY: To learn about new types of shelters I don't know about and that maybe we can create our own shelters out of knee or idea box.  
CD: I'm excited to make shelters and my dad will bring us wood.

IEP: That a shelter might fall on us and hurt us.  
SD: I'm worried we might build shelters everywhere!  
EH: I'm worried about shelters in Africa, like they use red bricks and it might hurt them  
RY: That a hurricane might destroy my house.

Is there anything you're worried about?

BA: I'm afraid the railing on my lanai might fall and isn't sturdy.  
CK: I'm scared that when we're building it will collapse.

# Shelters

RY: I'm scared if we use rocks and not cement it will fall on us.  
OL: I'm scared when we build a make roof it will fall. I want to learn to make a roof that's supported.  
KL: What if you have a two story house with nothing under it like my house it will fall.

What are you excited about?

SD: Can shelters have animals, not just people. I also want to learn how to make a cardboard shelter.  
RT: I wonder what would happen if there was only one type of shelter. What if only one place in the world had shelters? Can you sleep over at a zoo?  
KL: Can we make a shelter out of cardboard or plastic and see if we can make it last in the rain?  
EH: How do you carry furniture into a house and pay for it?

OL: How do you pay for everything and make agreements with the people who make/stay in the shelter?  
RY: Can you make a shelter with all the materials at once? Will it break? Can you make it out of clay?  
BA: How come some shelters are so expensive?  
AV: Can you make a cave a shelter if you put things in it?  
RY: Is a cave treehouse a shelter?  
RY: Can you make your own shelter out of small things - like stick an umbrella in the mud?

Suggestions on how we can learn / What you want to learn.

Sici 9-28-21

# My Five Senses

Things I Can See 



Things I Can Feel 




Smell      Sight  
Touch      taste  
hearing


Things I Can Hear 



Things I Can Smell 



Things I Can Taste 



Name Sici

Date 01-28-21

# Snack Time Senses

Today for snack I ate

Cheez'its

What does it look like?



a square

What does it feel like?




~~smooth~~  
Bumpy

What does it sound like?



crunch  
crunch

What does it smell like?



~~salty~~  
cheesy

What does it taste like?




cheesy  
~~sweet~~  
~~salty~~

# Listening Walk




Check off all the things you hear while on our walk.

Archie Baker / Hawaiian garden



Find a quiet spot to sit and use your sense of hearing. Draw what you hear. What is making that sound? Draw how it sounds.



Name Sicilia


# All Living Things.....

Date 10-12-21

**need nutrients and water for energy**




**need air**



**reproduce**



**grow and change**



**responds and adapts to environment**



# BASIC NEEDS

A NEED is something you cannot survive without.

Is this a **want** or a **need**?



water

need



clean air

need



electronics

want



balloons

want



healthy food

need



bike

need



shelter

need



sleep

wanted



clothes

need



Name

Sicilia

# Animal Homes

10-14-21




Animals build homes to stay safe from

Predators.

Animals build homes to have shelter from

the weather.



Animals build homes so that they can take

care of their babies.

Animals build homes so they have a place

to store their food.



Name Sicilia

# Animal Homes

I observed honeycomb



I observed That the  
honeycomb had two  
different  
colors,  
It was  
Brown  
and  
Yellow.

They use the  
honeycomb  
have babies to make  
protect their and  
from predators honey

# Native Hawaiian Animals and their Shelter

Think of an indigenous Hawaiian animal Uncle Kalani shared about. Draw the animal and its shelter. Why is it important to learn about these animals and their shelter?



Indigenous: It's the menses they came here on the row


It is a Butterfly.






# Sidi Hawaiian Hale

We were so lucky to have Auntie Avis (Iokepa's mom) share her wealth of knowledge of Hawaiian hale with us. From the Hawaiian values of laulima, mālama 'āina and aloha to the different types of hale to the intricate and meaningful process of building - we learned so much! Auntie Avis also brought a wide assortment of materials for the children to use to create their own hale. We all have a greater appreciation for the patience, expertise, ingenuity and creativity the ancient Hawaiians had in order to build their homes.



- laulima: many hands, cooperation
- mālama 'āina: care for the land
- maiau: neat and careful work
- aloha: love, affection, kindness, compassion, and much more!



Think about these Hawaiian values that Auntie Avis shared with us. Why do you think they are and were so important to the Hawaiians as they built their hale?

Because if they did it with one hand it will take longer. They have to take time and be careful so it will not fall down.



10-28-21

# hale

Sicilia



Hale is a Hawaiian word for building / house.

Write or draw to show how Hawaiian hale and houses of today are similar and different.

## hale

NATURAL  
RESOURCES

## both

roof  
are shelters  
food wall  
Wood  
food  
water

## modern houses

electricity  
refridgeratoers  
air condisherner  
get sapliz in The world  
CLOCK'S  
BOOKS





# PENNINGTON FAMILY LOG CABIN

G's

Dr. Makaiau shared a model of her family's log cabin built in the 1800s by her great grandfather. We learned that in the past people needed to think of several important aspect when building a shelter including geography and the surrounding natural resources.

geography

The study of the physical features of the earth. The study of how humans affect the earth and how where we live impacts what we do.

Natural Resources

Things we find on the earth (water, forests, plants, minerals) that help humans live.



The log cabin is located in Kentucky.



This is what the geography in Kentucky looks like.

I learned that they had to make a puzzle and fit the pieces in.

# Compare And Contrast



## modern houses

**Bella:** The windows are made of glass.

**Raphael:** can use metal, wood, clay, dirt, glass, blocks, stone and other things to build.

**Renyn:** It has electricity, internet, lights, refrigerators.

**Keolu:** The materials can come from all over the world. **Anika:** It uses paint.

# Hale Log Cabin Modern Home



## hale

**Renyn:** Both are made in Hawai'i.

**Charley Rose:** Has chimneys.

## ALL

**lokepa:** Can be made with wood.

**Sicilia:** A place for your food.

**Raphael:** Both have windows.

**Sicilia:** All have floors, doors, and a roof.

**Renyn:** All can use rocks for walls or chimneys.

**Rhys:** They all think about geography when building.

**Anika:** They all meet the needs of people.

**Rhys:** All use blueprints or plans.

**Renyn:** All provide a home.

**Sicilia:** They provide.

**Cassie:** Have gardens.

**Keolulani:** They used pili grass and palm tree leaves.

**lokepa:** It has branches for the roof and walls.

## log cabin



**Cole:** It's in the woods.

**Raphael:** Both use wood with cut out notches.

**Owen:** Made of only all wood.

**Keolu:** Both used only natural resources.

**Emma:** Used candles for light.

# My INTERNATIONAL SHELTER

Sicily

The three main things you have to think about when building a shelter are

Weather, Culture, Environment



Name of shelter: \_\_\_\_\_

Place of shelter: ~~Sicily~~ Samoa



Name: Sicilia




Bahay Kubo

# Here is the Shelter my team researched:

Stilt house



This shelter is located in Philippines

 <p>WEATHER</p>	<ul style="list-style-type: none"><li>- Sunny</li><li>- rain</li></ul>
 <p>ENVIRONMENT</p>	<ul style="list-style-type: none"><li>- by water</li><li>- wood</li><li>- flood (stilt)</li><li>- trees,</li></ul>
 <p>CULTURE</p>	<ul style="list-style-type: none"><li>- fishing,</li><li>- woven exteriors</li></ul>

# Fijian Culture and Shelters

## With the Lee 'Ohana

Sici

12-1-21



Thank you Lee 'Ohana for teaching us about Fiji and shelters in Fiji. We liked learning about your family, your farm and your traditions. We had fun learning Fijian words like bula, vale, katakata and vonu! Thank you for letting us sit on your ibe and for sharing your family fans and tapa! They were all so beautiful!

I learned They still use their natural resources to build their house.



16

# Types of Shelters In Antarctica

with field biologist Jean Pennycook

12-8-21



South Pole Research Station

Why are some shelters built on metal pole stilts?

So The snow  
Does not chip you,



Wooden Hut on Sleds



Scott Tent



A shelter for an Adelie chick is its Parents

body



Fishing Hut



Tractor Caravan on Sleds



Tomato - Emergency Shelter



Igloo

Snow Cave




Quinzee

Why are these temporary shelters important in Antarctica?

If There is a

Storm You can just dig it out



Jamesway Hut


Why are these shelters so bright in color?

Because If It is  
covered in snow. you can  
dig it out



# Discussions on Houseless in Hawai'i

A snippet of our Q & N A with Kelly and Father David of St. Elizabeth's Episcopal Church



**Emma:** How can you eat and get water?

**Kelly:** Getting water is hard you have to look around really hard to get water. Some people block off bathrooms. Some 7-11s give water but not all.

**Renyn:** What are some ways people can get homeless?

**Kelly:** People lose their job or a family situation. it is very expensive to live here. **Father David:** It's very expensive to live in Hawaii. Some people even though they work hard they can't make enough to make rent. For the longest time there were many families that lived in tents near the Discovery Center and when we'd go to help them we'd have to go at night since everyone was working all day, but they still didn't have not enough to pay rent.

**Sici:** How does the church you work in help homeless people?

**Father David:** Every Tuesday we have a hot lunch and a drink and every day except Sundays we give groceries and on Saturday mornings we have a hot breakfast.

**Bella:** How can we help? **Father David;** There's lots of ways you can help. One way to help and the most important is to always remember that no matter where someone lives they are a human being so we treat them with respect. The other way you can help is donating canned goods to a place like our church, or your church, or your school, or food bank. Another way you can help, when you're a little bit older, is we all have to work hard to make sure that working people earn enough money to pay their basic needs.

**Charley Rose:** One time me and my mom saw a homeless person and we give him some money so he can buy some food.

**Father David;** That's very kind of you and that's a very kind thing to do. Some people say they don't want to give money cause they might not use it right, but we all need money and that's very kind of you and your mom.

**Raphael:** I'm saving my money for my future. **Father David:** That's very smart.

**Cassie:** One time me and my mom went to McDonalds and gave a homeless person some money and we ordered for them.

**Iokepa:** How did you get homeless?

**Kelly:** It was a matter of timing and I can't work because I had a stroke and trying to get social security during covid was very hard and time consuming.

**Sici:** What does it feel like to be homeless?

**Kelly:** Sometimes happy sometimes sad with the situations you have to try to take care of. It's an uphill battle.

**Father David:** There's all kinds of people on the streets. Some are not well in the head, some who are not nice or taking drugs. There are a lot of nice people like Kelly and sometimes people pick on them and they have a hard time. **Kelly:** And we wonder why?

**Raphael:** Kelly when you were homeless did people pick on you and how did you feel? **Kelly:** I try to be a nice person.

**Bella:** How can our families help too?

**Father David:** Your parents can help in many many ways. We need to have more affordable housing built in Hawaii. Your parents can talk to our leaders and encourage them to do that. We need to have more help for people who don't make much money. A lot of the benefits we used to have in our country when I was young are gone and we need them back.

**Father David:** You treat people all the same. People are people. And I'm so happy you as kindergarteners and first graders are learning this. Bad things can happen to anyone at anytime and we're not guaranteed an easy life. We can always say thank you for what we have. Let me be kind to the people who don't have what I have.




Kelly and Father David of St. Elizabeth's Episcopal Church

Institute of Human Services of Hawaii

One of your key takeaways from our special guest speakers: I learned that Houseless peopl  
still work even though they do not have enough.

12-1-21 Sici

# Helping Others In Our Community




## Kukunaokalā Donation Drive

**When:** Thursday, December 9 (7:00 am - 8:00 am)



**Where:** Morning Car Line Drop Off

**Items:** hand sanitizer, masks, socks, (new or gently used) blankets and footwear (all sizes)

**Who:** Items will be donated to St. Elizabeth's Episcopal Church



After meeting with Father David of St. Elizabeth's Episcopal Church, and Kelly, a man who has been houseless for 12 years, the children were so touched that they immediately asked to help in any way they could. First, they made cards and posters for Kelly to thank him for sharing his story with us and to let him know that they see *him* and he matters. They later planned a donation drive that would benefit St. Elizabeth's Church and the houseless they serve. The class remembered items mentioned that were most needed and came up with a list to ask our Hanahau'oli community to help donate. They made a video to share at assembly explaining this project and with the help of their Kukunaokalā classmates continued to remind students and families throughout the week. Thank you to our room parents for collecting donations on the morning of the drive. We collected way more than we expected and are grateful to our generous community for their support! Father David came to pick up the items and we were able to say a quick hello and mahalo!



Reflection: It felt good because  
We organized it, organized it.

Sica

# Fort Building Fun 10-21-21

My favorite part of fort building was working with my team mates because it was amazing.

The most challenging part of fort building was discussing what we were going to build because it was hard.

As a team member I helped out with making the fort because I wanted to.





# Forces That Affect Structures

Draw a picture showing how these forces affect shelters.



## gravity




It pulls you  
Back down

## compression



It presses some  
Thing down.

## tension



A learning or wondering you have:

Why does gravity pull

you back down when you chr! To

CTON 1107

Silvia 10-21-21



# Verhoef Family Home Sharing

Thank you to Uncle Philip and Aunty Sarah for sharing about their home renovation. We learned so much about all the thought and planning that needed to go into their new

home, and how they worked to create plans based on their family's needs. It was exciting to see Anika's great grandfather's house updated and transformed into the home they live in now!



renovate

drawing that shows how your house will be built or renovated

designer

this person figures out and designs what the inside of the house will look like

blueprints


this person fixes or works on the pipes that brings water to your home

plumber

this person fixes and installs wires that brings electricity to your home

electrician

to fix or redesign things in your house and make it newer









# Shape Scavenger Hunt

Stella  
Due:  
Mon 11/15

Take some time with your family to carefully look at the houses in your neighborhood. Work together to count the different shapes you find. You can keep track by tallying, writing the number, drawing - use what's best for you!



shape	How many?
 square	27
 rectangle	5
 triangle	111
 circle	half 1



Which shape did you find the most of? square

Why do you think so? Because it is a strongest shape

Draw the exterior of your home or another house. What do you notice about the shapes you drew?

I did not know I had so many squares and rectangles!

# My Home Homework



My favorite place in my house is the living room because there's a tv and you can snuggle on the couch and while we're watching movies we can eat. For love and connection we snuggle and tickle and we have fun on the couch.

# Cardboard Shelter Planning Sheet

Work with your teammates to brainstorm your group's needs. The shelter will be used to play in, have DEAR time, rest in (one person per nap time) and any other uses your team would like to include.

Group Members: Sigita / Keolu Lanini Owen Raph

## Our Groups Needs: (must include)

DOOR  
Windows  
to get in  
out and breathe

ROOF  
tall roof  
SPACE to  
stand

To put  
cabinets. stuff

We need it  
to be a  
STABLE.

## Shelter Features our Group Wants:

MAIL  
BOX

secret door  
and windows  
that are secret

Pichers and  
pictures and

A tall flag  
with two flag  
and doorbells

# Cardboard Shelter Blueprint

Create a blueprint sketch of your cardboard shelter. Keep in mind:

- The needs of your group.
- What you've concluded about the shapes in architecture.
- How to make your shelter FUN for you and your group.

Sici 11-16-21

Group Members: Keolu Owen Raphael Cassie



Sici 12-3-21

# Rest, Read and Play Shelter Reflection

My teammates were: Owen Keolyn  
Raphel

My favorite part of this project was using the zip ties because  
it was I fun to put it together. Put it

While we were building I learned: We had to  
make the foundation sturdy.

The most challenging part for me was making the  
door because it kept going the wrong way

We thought about these basic needs when  
planning for our shelter:

- air
- food
- Water
- light
- rest
- Safety

